

Requirement	Requirement Satisfied (Yes/No)	Vendor Response/Submission/Comments
§170.302.t: Authentication		
Provide instructions on how to use the EHR functions to: 1) Login and logout of the EHR. 2) Create a new account. 3) Establish the identification and authentication information associated with the new account. 4) Assign permissions to the new user account 5) Delete the account.	Yes	See Below

DTR170.302.t – 1: Verify authorization

1) Using the Vendor-identified EHR functions, the Tester shall create a new user account and assign permissions to this new account. The tester shall only assign permissions to certain actions to the new user, and not assign permissions to other actions

Select Core Applications Option:

- Core Applications ...
- Device Management ...
- Menu Management ...
- Programmer Options ...
- Operations Management ...
- Spool Management ...
- Information Security Officer Menu ...
- Taskman Management ...
- User Management ...
- FM VA FileMan ...
- Application Utilities ...
- Capacity Planning ...
- HL7 Main Menu ...
- Manage Mailman ...
- MAS Parameter Entry/Edit

You have PENDING ALERTS

Enter "VA to jump to VIEW ALERTS option

You've got PRIORITY mail!

Select Systems Manager Menu Option: USER Management

Add a New User to the System

Grant Access by Profile

Edit an Existing User

Deactivate a User

Reactivate a User

List users

User Inquiry

Switch Identities

File Access Security ...

**> Out of order: ACCESS DISABLED

Clear Electronic signature code

Electronic Signature Block Edit

Manage User File ...

OAA Trainee Registration Menu ...

Person Class Edit

Reprint Access agreement letter

You have PENDING ALERTS

Enter "VA to jump to VIEW ALERTS option

You've got PRIORITY mail!

Select User Management Option: EEdit an Existing User

Select NEW PERSON NAME: NIST ??

Select NEW PERSON NAME: USER,

1 USER,PATCH UP System Manager

2 USER,TEST TU IRM ANALYST

CHOOSE 1-2:

170.302.t: Authentication

4

Select NEW PERSON NAME: NIST, ??

Select NEW PERSON NAME:

- Add a New User to the System
- Grant Access by Profile
- Edit an Existing User
- Deactivate a User
- Reactivate a User
- List users
- User Inquiry
- Switch Identities
- File Access Security ...
 - **> Out of order: ACCESS DISABLED
- Clear Electronic signature code
- Electronic Signature Block Edit
- Manage User File ...
- OAA Trainee Registration Menu ...
- Person Class Edit
- Reprint Access agreement letter

You have PENDING ALERTS

Enter "VA to jump to VIEW ALERTS option

You've got PRIORITY mail!

Select User Management Option: REActivate a User

Select NEW PERSON NAME: NIST,USER M NMU IRM ANALYST

This user was terminated on May 31, 2011

Is NIST,USER M the one you want? YES//

170.302.t: Authentication

5

Edit an Existing User

NAME: NIST,USER M

Page 1 of 5

NAME... NIST,USER M

INITIAL: NMU

TITLE: ANALYST

NICK NAME:

SSN: 876543210

DOB:

DEGREE:

MAIL CODE: IRM

DISUSER:

TERMINATION DATE:

Termination Reason: TEST

PRIMARY MENU OPTION: EVE

Select SECONDARY MENU OPTIONS: XT-OPTION TEST

Want to edit ACCESS CODE (Y/N): FILE MANAGER ACCESS CODE:

Want to edit VERIFY CODE (Y/N):

Select DIVISION: VOE OFFICE INSTITUTION OLD

SERVICE/SECTION: IRM

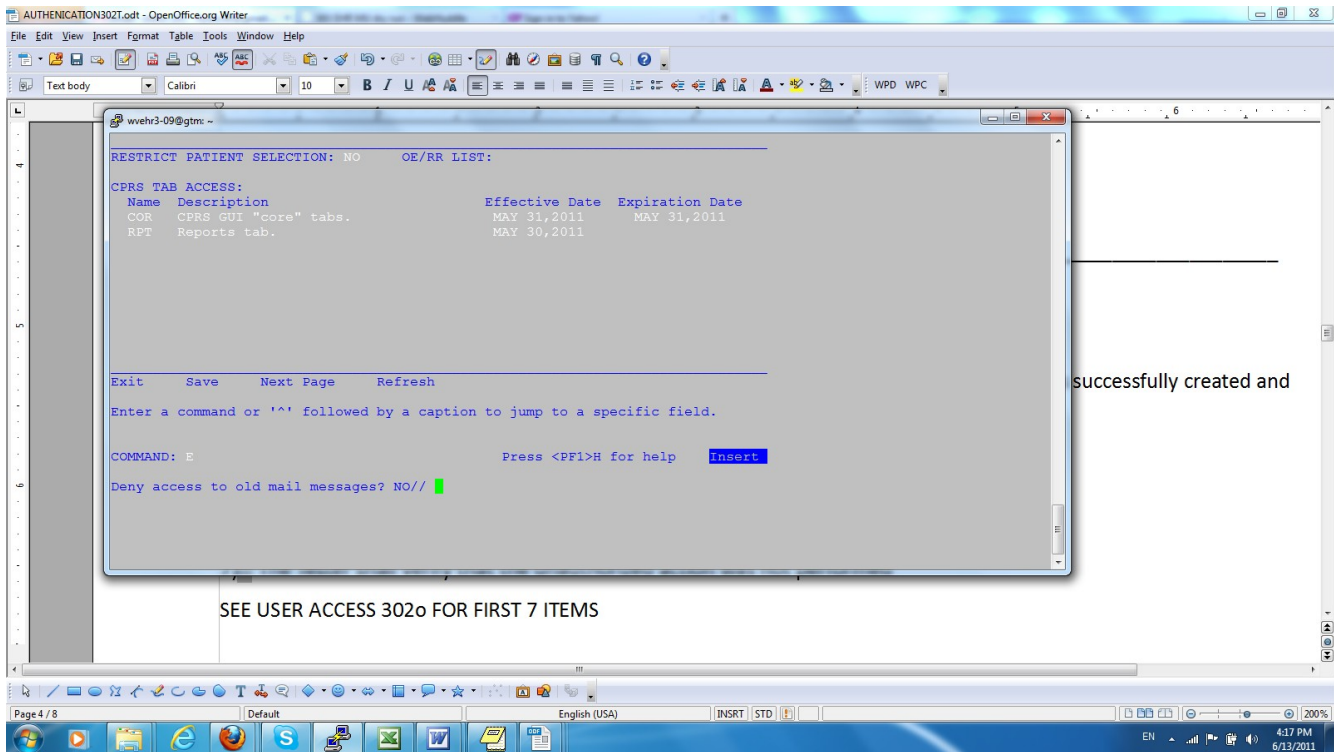
____VERIFY=WELCOME,3_____

*** Press <RET> to edit the component parts of this name. ***

- 2) The tester shall verify that the permissions can be assigned
- 3) The tester shall login to the EHR using the new account to verify that the new account was successfully created and that the user can log into the account
- 4) The Tester shall perform an action authorized by the assigned permissions

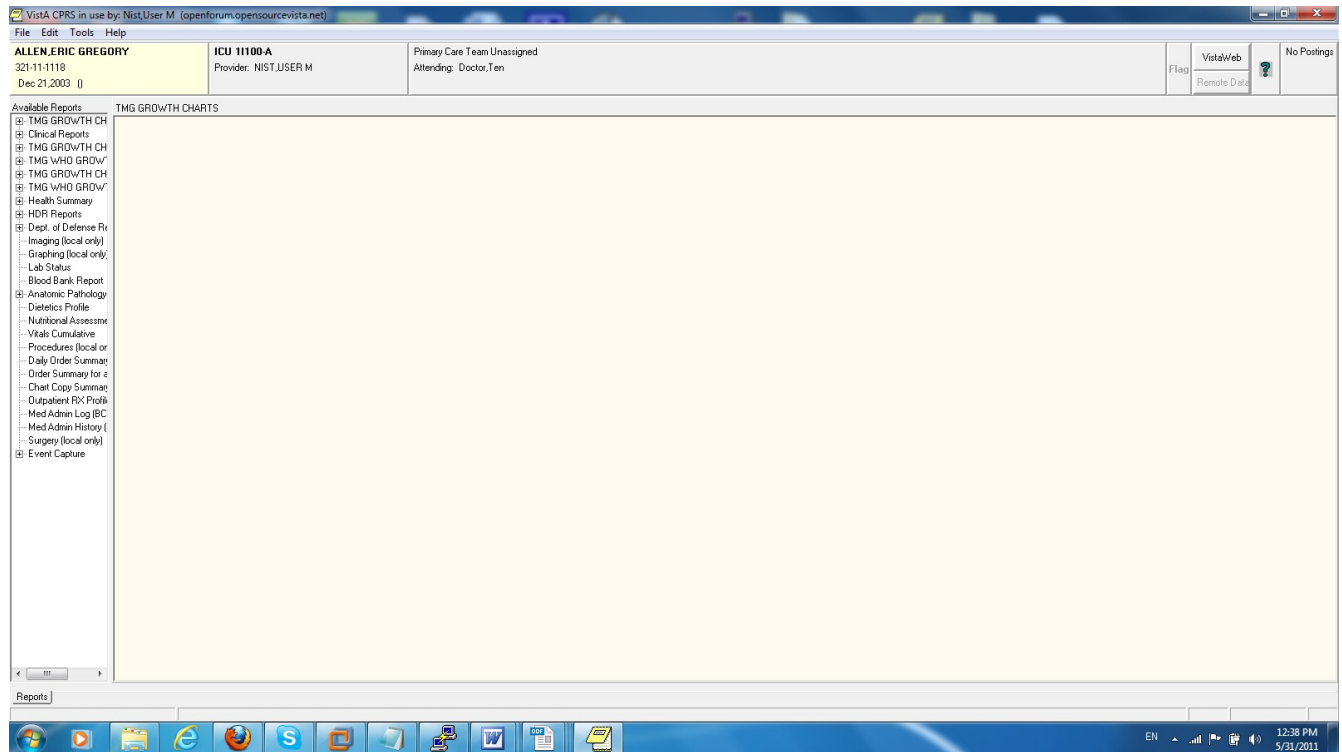
170.302.t: Authentication

6



- 5) The Tester shall verify that the authorized action was performed
 - 6) The Tester shall perform an action not authorized by the assigned permissions
 - 7) The Tester shall verify that the unauthorized action was not performed
- SEE USER ACCESS 302o FOR FIRST 7 ITEMS

-
- 8) The Tester shall log out of the EHR
 - 9) The Tester shall delete (e.g., deactivate or disable) the new account



Select Systems Manager Menu Option: **USER Management**

- Add a New User to the System
- Grant Access by Profile
- Edit an Existing User
- Deactivate a User
- Reactivate a User
- List users
- User Inquiry
- Switch Identities
- File Access Security ...
 - **> Out of order: ACCESS DISABLED
- Clear Electronic signature code
- Electronic Signature Block Edit
- Manage User File ...
- OAA Trainee Registration Menu ...
- Person Class Edit
- Reprint Access agreement letter

170.302.t: Authentication

You have PENDING ALERTS

Enter "VA to jump to VIEW ALERTS option

You've got PRIORITY mail!

Select User Management Option: **EDIT**

Select User Management Option: EDIT an Existing User

Select NEW PERSON NAME: NIST,USER M NMU IRM ANALYST

Edit an Existing User

NAME: NIST,USER M

Page 1 of 5

NAME... NIST,USER M

INITIAL: NMU

TITLE: ANALYST

NICK NAME:

SSN: 876543210

DOB:

DEGREE:

MAIL CODE: IRM

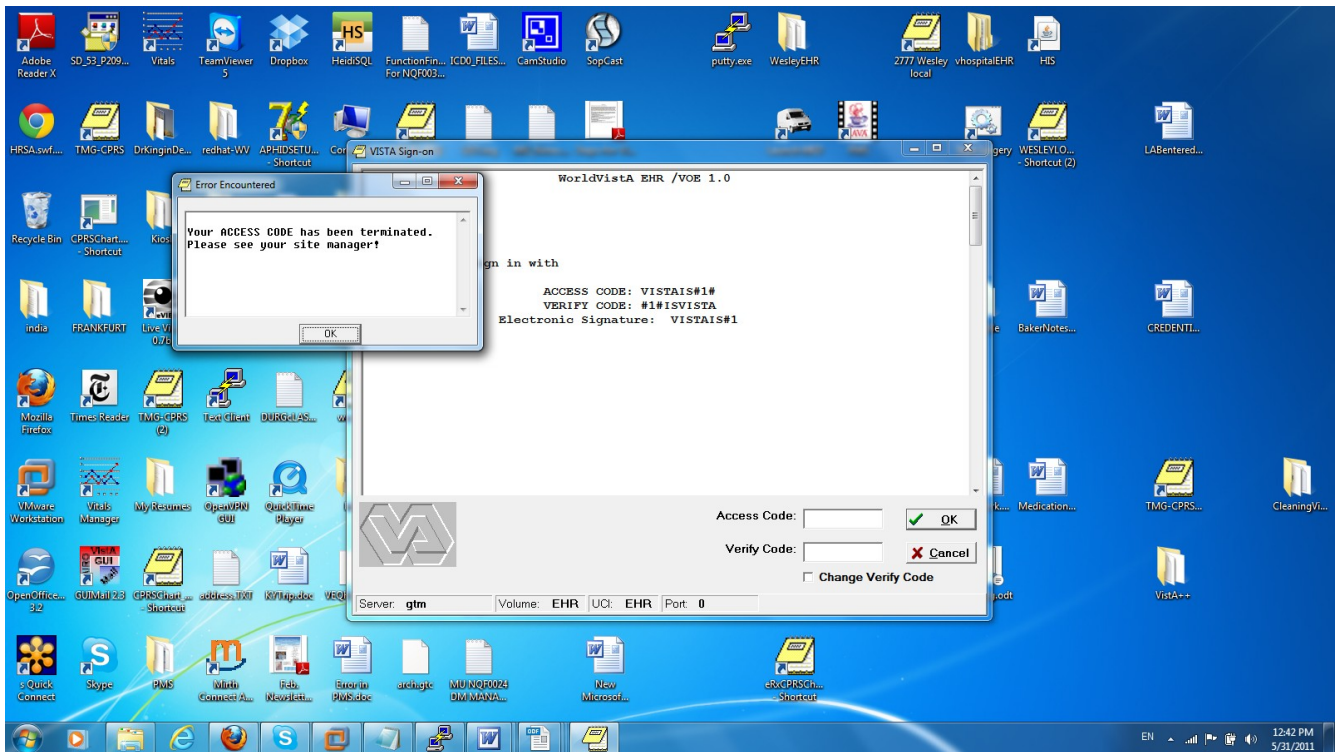
DISUSER: YES

TERMINATION DATE: MAY 31,2011

Termination Reason: TEST

10) The Tester shall attempt to login to the EHR using the deleted account

11) The Tester shall verify that the login attempt failed



The tester shall verify that the account has been deleted (for example, by accessing a list of current user accounts and verifying that the deleted account does not appear)

OUTPUT FROM WHAT FILE: NEW PERSON//

SORT BY: NAME//

START WITH NAME: FIRST//

FIRST PRINT FIELD: NAME

1 NAME

2 NAME COMPONENTS

CHOOSE 1-2: 1 NAME

THEN PRINT FIELD: NUMBER

THEN PRINT FIELD: DIS

1 DISPLAY HELP AT ENTRY TO LM

2 DISPLAY LM COMMANDS

3 DISUSER

CHOOSE 1-3: 3 DISUSER

NAME NUMBER DISUSER

MARSHALL,RICK	65	
MCKINZIE,MARCIA	61	YES
NIST,USER M	85	YES
NURSE,EIGHT	33	
NURSE,ELEVEN	36	
NURSE,FIFTEEN	40	